

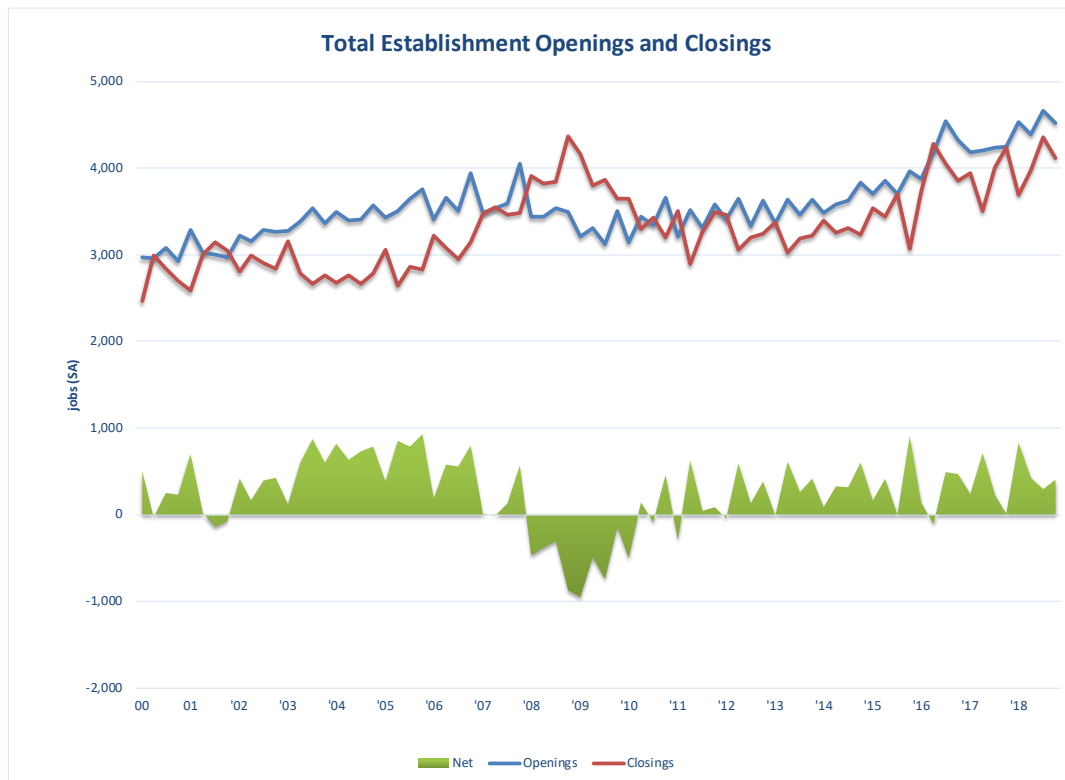
# Research Notes



BED Business Openings in Nevada vs. Nation  
Marianne Segurson, Economist

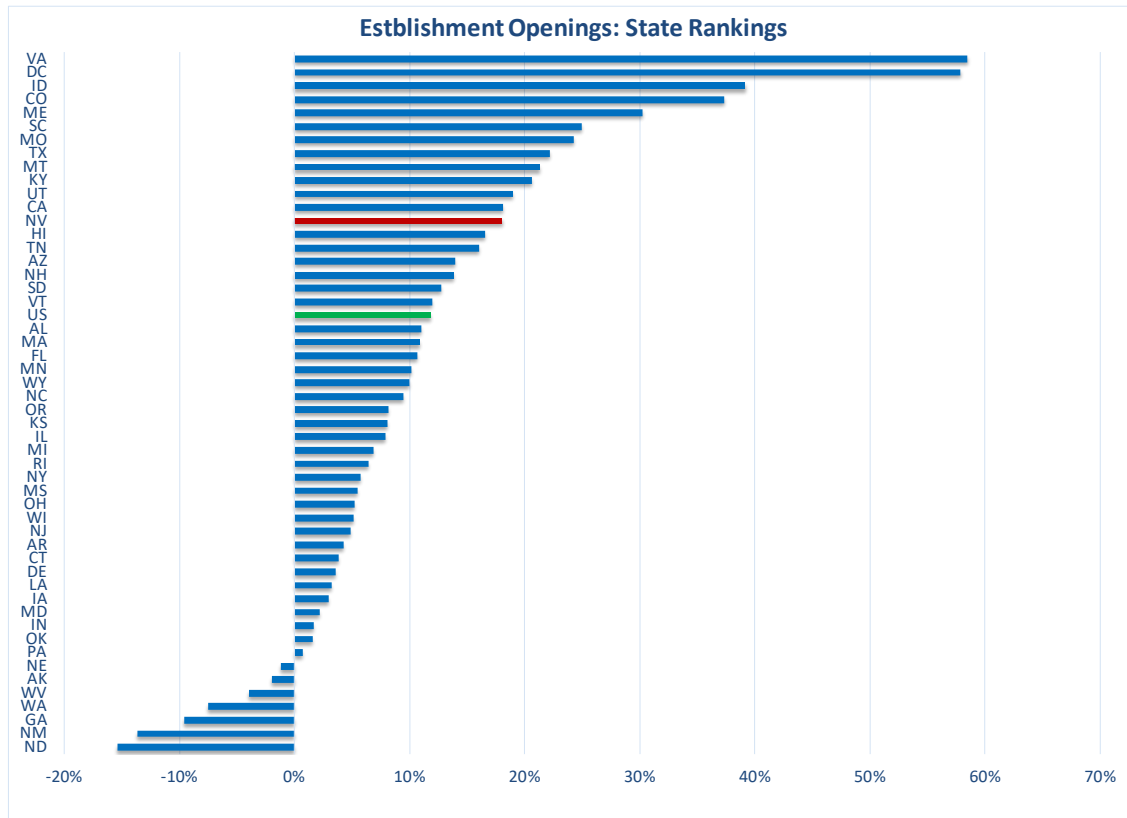
Note: 2019: 102  
September 20, 2019

## Nevada Ranks 13<sup>th</sup> in Establishment Openings from 2014:IVQ-2018:IVQ



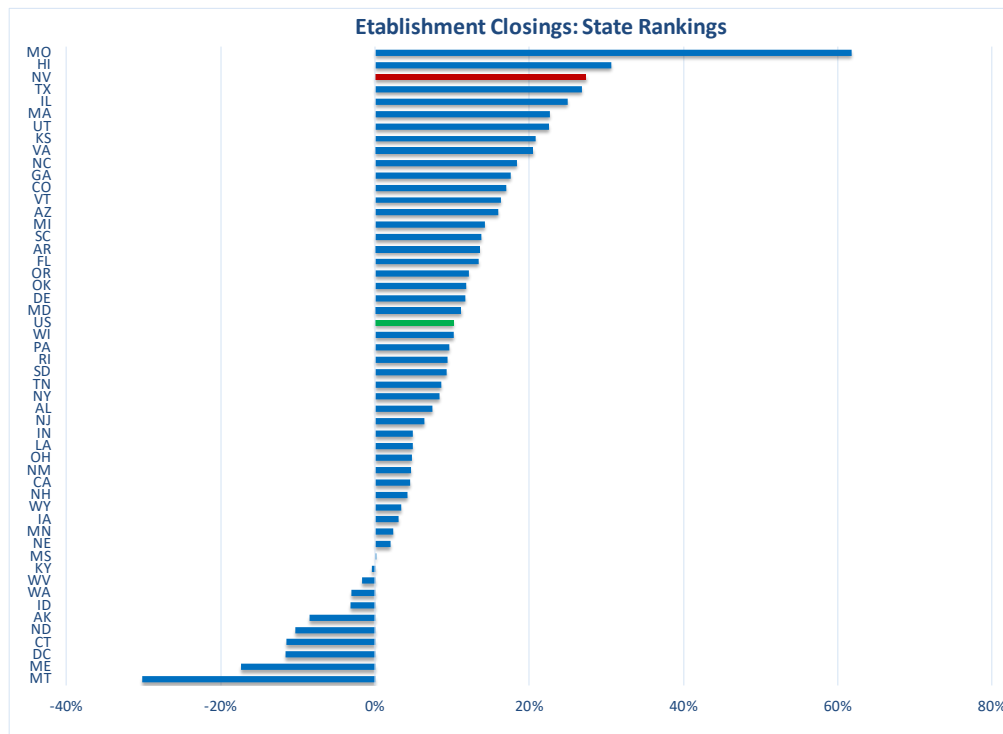
- The Bureau of Labor Statistics' Business Employment Dynamics Program allows us to examine the average quarterly growth rate (seasonally adjusted) of business establishment openings and closing in the fourth quarter of 2018. This month we also take a look at Nevada's relative performance compared to the U.S., and all states from the fourth quarter of 2014 to the same period in 2018.
- Establishment opening totaled 4,521 in fourth quarter of 2018. Closing establishments totaled 4,115 for the same period. The difference between the number of establishment openings and the number of establishment closings equated to a "net" employment gain of 406 establishments for this period, an average value for the last couple years.

# Research Notes



- The number of establishment openings in Nevada increased to 4,521 in the fourth quarter of 2018, up from 3,829 during the same period in 2014. Nevada experienced an 18 percent growth in establishment openings for this period, compared to 11.8 percent for the United States.
- Since 2014, trends in business establishment openings have seen stronger growth than in the nation as a whole. Nevada ranked 13<sup>th</sup> in the US for growth of establishment openings, based upon BED measures, comparably the US as a whole which ranked 20<sup>th</sup>.
- The strongest growth of establishment openings among industries in Nevada were transportation and warehousing with 29 percent, manufacturing with 20 percent and information with 17 percent. The strongest growth in establishment openings nationwide was information with 29 percent.
- The areas with the highest growth ranking establishment openings for this period were Virginia and Washington DC with 58% and Idaho up 39%. The largest declines realized in establishment openings were North Dakota, down 15 percent, and New Mexico down 14%.

# Research Notes



- From the fourth quarter of 2014 to the end of 2018, the number of establishment closings in Nevada increased to 4,115, up from 3,229. Establishment closings for Nevada were 27 percent compared to 10 percent for the United States. The state with the highest percentage change in closings was Montana which experienced a 62 percent increase over this same period.
- Although Nevada experienced a higher rate of closing than the US, the State has seen a Net gain in the number of establishments in 28 of the last 32 quarters.

\*Closings. No employment or zero employment reported in 2018IVQ

This workforce product was funded by a grant awarded by the U.S. Department of Labor's Employment and Training Administration. The product was created by the recipient and does not necessarily reflect the official position of the U.S. Department of Labor. The U.S. Department of Labor makes no guarantees, warranties, or assurances of any kind, express or implied, with respect to such information, including any information on linked sites and including, but not limited to, accuracy of the information or its completeness, timeliness, usefulness, adequacy, continued availability, or ownership. This product is copyrighted by the institution that created it. Internal use by an organization and/or personal use by an individual for non-commercial purposes is permissible. All other uses require the prior authorization of the copyright owner.