

Research Notes

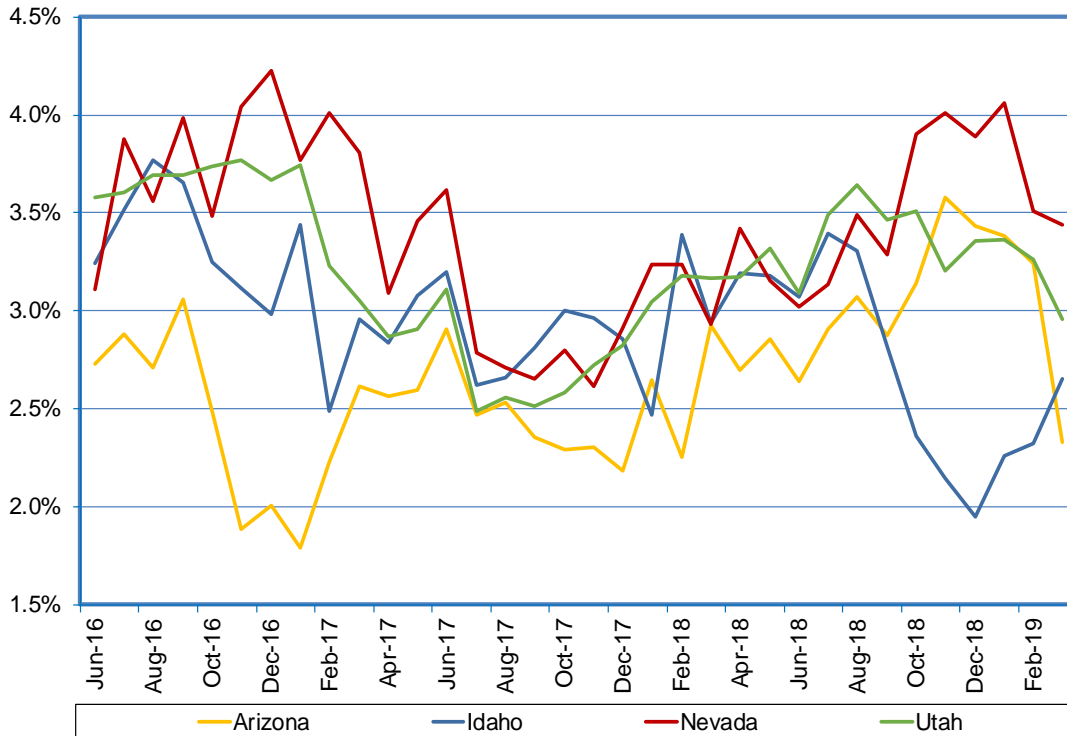


Employment Growth Rate by State
Michael La Rue, Economist

Note: 2019:53
May 15, 2019

Nevada's Employment Growth is Fastest in the Nation Since October 2018

Employment Growth Rate of Four Fastest Growing States
Fastest Growing Based off of Average of Growth Rates From April 2018 to March 2019



State	March 2019 Growth Rate
Nevada	3.4%
Utah	3.0%
West Virginia	2.7%
Idaho	2.7%
Florida	2.4%
Washington	2.4%
Arizona	2.3%
Texas	2.2%
South Dakota	2.0%
Georgia	1.9%
State	Average April 2018 - March 2019
Nevada	3.5%
Utah	3.3%
Arizona	3.0%
Idaho	2.7%
Florida	2.6%
South Carolina	2.5%
Colorado	2.3%
Texas	2.3%
Washington	2.2%
Georgia	2.0%

- Using seasonally adjusted data from the Current Employment Statistics (CES), sponsored by the Bureau of Labor Statistics (BLS) on establishments and the number of employees on nonfarm payrolls by state and major industry we compare the employment growth rate of the states.
- Shown above are the states with the four fastest average employment growth rates from April 2018 to March 2019. Nevada has the fastest averaged growth rate in the nation for the period of 3.5 percent. During this same time Utah was next fastest at 3.3 percent followed by Arizona at 3.0 percent then Idaho at 2.7 percent.
- The table on the right shows the ten fastest over the year growth rates in March 2019. Since October 2018 Nevada has had the highest growth rate in the nation through March 2019. Georgia had the tenth fastest growth rate in March at 1.9 percent. Also shown are the top ten annual averages from April 2018 to March 2019.
- The lowest over the year growth rate in the Nation in March 2019 was in Rhode Island with a decrease of 0.2 percent. West Virginia had the lowest annual average growth rate with a decrease of 1.8 percent over the period of April 2018 to March 2019.

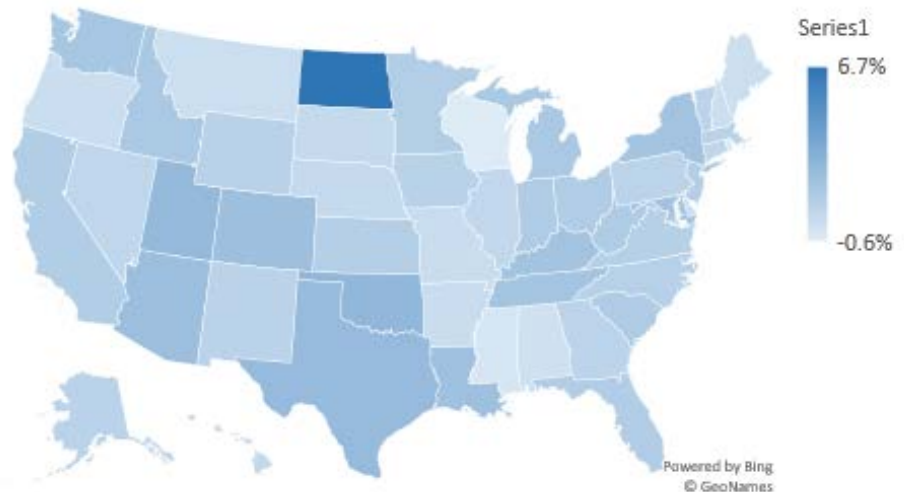
Continued next page

Research Notes

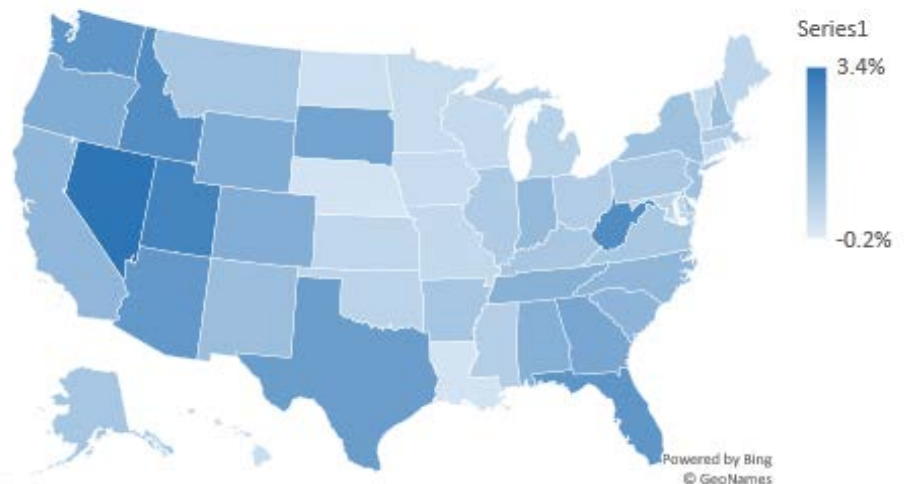


- In March 2012 Nevada ranked 36th in the nation for employment growth with a rate of 0.6 percent. The lowest rate was Wisconsin at -0.6 percent, and the fastest rate was North Dakota with a rate of 6.7 percent.
- The national over the year growth rate in March 2012 was 1.9 percent.
- By October 2018 Nevada had the fastest growth rate in the nation at 3.4 percent, and has been growing at the fastest rate through March 2019.
- The next fastest growth rate, also in March 2019, was Utah with a rate of 3.0 percent followed by West Virginia with a rate of 2.7 percent. The average growth rate for West Virginia from April 2018 to March 2019 was a decrease of 1.8 percent.
- The national growth rate in March 2019 was 1.8 percent seasonally adjusted.

Annual Employment Growth Rate March 2012



Annual Employment Growth Rate March 2019



This workforce product was funded by a grant awarded by the U.S. Department of Labor's Employment and Training Administration. The product was created by the recipient and does not necessarily reflect the official position of the U.S. Department of Labor. The U.S. Department of Labor makes no guarantees, warranties, or assurances of any kind, express or implied, with respect to such information, including any information on linked sites and including, but not limited to, accuracy of the information or its completeness, timeliness, usefulness, adequacy, continued availability, or ownership. This product is copyrighted by the institution that created it. Internal use by an organization and/or personal use by an individual for non-commercial purposes is permissible. All other uses require the prior authorization of the copyright owner.